



Parent Zone

Your guide to accessing your child's account and their learning journey at Snapdragons Nursery.

Accessing Parent Zone

Shortly after your child has started at Snapdragons, you will receive an email to one or both of your registered email addresses. This email will allow you to create a password and access the childcare portal.

www.parentzone.me

You can also download apps for Parent Zone for both Android and iOS devices. Just head on over to the respective app store and search for 'Parent Zone'. This will allow you to view your account, or add photos on the go!



Your child's bookings

One of the first things that you'll see when you log in is the sessions you have booked for your child at nursery.

Monthly

Weekly

All Children

< Previous

January 2018

Next >

Monday	Tuesday	Wednesday	Thursday	Friday	Saturday	Sunday
1st	2nd	3rd	4th	5th	6th	7th
				Alan 08:00 - 18:00		
8th	9th	10th	11th	12th	13th	14th
Alan 08:00 - 18:00				Alan 08:00 - 18:00		
15th	16th	17th	18th	19th	20th	21st
Alan 08:00 - 18:00				Alan 08:00 - 18:00		
22nd	23rd	24th	25th	26th	27th	28th
Alan 08:00 - 18:00				Alan 08:00 - 18:00		
29th	30th	31st				
Alan 08:00 - 18:00						

Finance

You can also access your finance account through the portal - simply click on the finance tab at the top at the screen and you can view all the latest invoices and payments for your children. By clicking on the invoice you can see a breakdown of the charges for that month.

Note: Whilst there is a button for ‘making a payment’ on the website, this function is not enabled at Snapdragons.

Good news!! You have no outstanding bills

0.00

Full balance

Make payment

04/09/14 Mike Pants

Bill £208.00

Date	Bill Name	Child	Amount	Type
04/09/2014	Babies : Full Day	Mike Pants	£52	Extra Session
11/09/2014	Babies : Full Day	Mike Pants	£52	Extra Session
18/09/2014	Babies : Full Day	Mike Pants	£52	Extra Session
25/09/2014	Babies : Full Day	Mike Pants	£52	Extra Session

connect
childcare


Outstanding Nursery Management Software


Powered by - Connect Childcare

Adding moments from home

We'd love it if you could be involved with your child's timeline and so you've got the opportunity to contribute your own moments, noting down all the fun things you do at home with your children!

To do this, click on the 'add' button. This will then take you to a page where you can add photos or video and write a little something about what you were doing.


Mike



Dave

13:51

Take Photo

Take Video

Browse Media



five-days-grosvenor -2014-26-06--864-69746-026.jpg

Delete

Dave had a great time painting with mummy and daddy this weekend!

Dislike

Like

Love

Child Led


Adult Led


Save



You can choose one or more of your children on the left, adding as many photos or videos as you would like and letting us know what you think of the moment!

If you're ready to publish, press the 'send to nursery' button. Pressing 'save' will save to a 'draft' folder. This will allow you to come back to it and make any last edits before sending it to us. We'll then get your moment at the nursery and can upload it to your child's timeline!

Note: your saved moments will remain in 'drafts' until you send them to us, so remember to go to the drafts tab and send them on!

ParentZone


Alan Turt...


From:  To: 

Show only: ☒ Draft ☐ Sent to nursery


Add

Select All


Clear Selection



Alan Turtledrop (Observation) Draft
We had a lovely day at play group today!



Preview

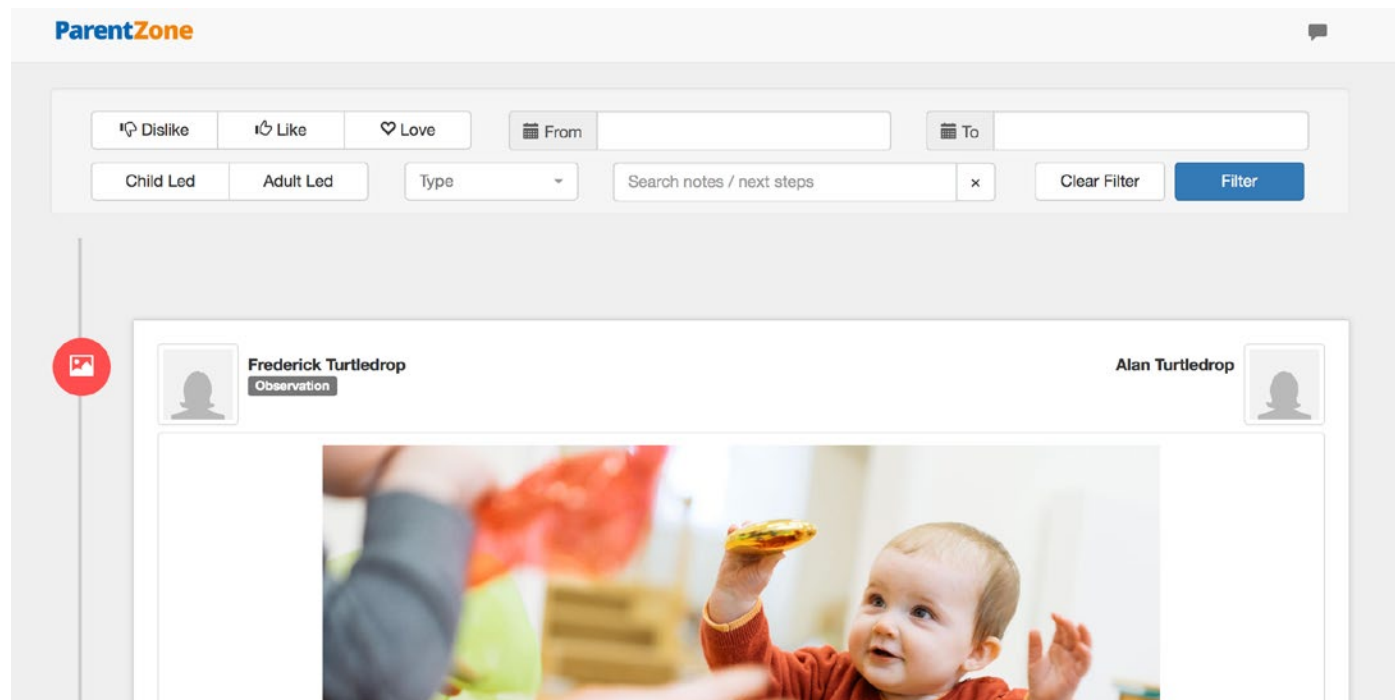
By Frederick Turtledrop, Today at 2:03 PM 

Your child's timeline

The timeline is the heartbeat of the parent portal, allowing you to see all the fun things the children have been doing at nursery! To access it, simply click on the 'timeline' button.

You can select which of your children to see moments for or choose the dates! You can also add comments to the moments on the timeline, so please let us know what you think of what we've been doing so we can create some lovely shared experiences!

To see all of your photos, just press the gallery button in the navbar.



Calling all comms

You'll also find a 'comms' tab at the top of the page. By clicking on this, you'll be able to see all of the different documents that have been sent out to you and have them re-sent to your email address, just in case you missed them.

These might include notes about trips, new term dates, nativity shows, anything really! Well, anything that we've emailed you about anyway.

You'll also find a 'messages' section in Parent Zone, where you can view any messages you have had back and forth with the nursery through the app.

Your details

You can update any of your personal details on your account by clicking on 'profile' at the top. Simply click on what you want to change, make the necessary modifications and press 'save changes'. These changes will be sent over to the nursery who can then confirm them on your account - easy as that!

Childcare Portal

BookingsAddDraftTimelineCommsProfile

Signed in as Lyn Tanner

Account Details

Lyn Tanner

Log out

Contact Details

Mobile: 07225483360

Work: Empty

Email: lyndsey@snapdragonsnursery.com

Home: Empty

Address Details

Address Line 1: 30 Brook Drive

Address Line 2: Corsham

Town: Wiltshire


Postcode: SN13 9AU

Save Changes

Change password

Security Questions

connect
childcare


Outstanding Nursery Management Scheme

Powered by - Connect Childcare

The security of Parent Zone

All data on Parent Zone is protected by a 256 bit ssl certificate. Typically, your internet banking is 128 bit, so Parent Zone is twice as secure. You can rest assured, your data is super safe.

Your data is hosted on secure UK based, highly resilient servers. The secure data centres are certified to international ISO27001 standards, meaning they are tested against a strict security standard.

All of the children's data on Parent Zone, including photos and videos, can only be viewed by their own family members and nursery team members at that setting. Parents can decide if they would like other family members / guardians to participate too. Log-ins can only be created by the nursery manager.

The nursery manager can set permissions for their team, so that they can only access data for their key children.

Nursery team members can also only log in within their standard working hours. If they wish to log in out of hours they need to get a pin number from the designated safeguarding officer in order to gain access.



www.snapdragonsnursery.com